










RIS

ALTA TEMPERATURA / HIGH TEMPERATURE / TEMPÉRATURE ÉLEVÉE

RODAS EM RESINA FENÓLICA (ISENTA DE AMIANTO) COM CUBO LISO  
TEMPERATURAS DE TRABALHO ENTRE -40°C e + 270°C, PERIODOS CURTOS +300°C

PHENOLIC RESIN WHEELS (ABESTOS FREE) WITH PLAIN BEARING  
WORK TEMPERATURES BETWEEN -40°C and +270°C, SHORT PERIODS +300°C

ROUES EN RÉSINE PHÉNOLIQUE (SANS AMIANTE) AVEC MOYEU LISSE  
TEMPÉRATURES DE TRAVAIL ENTRE -40°C et +270°C, COURTES PÉRIODES +300°C











									
Código/Code	Ref.	mm	mm	mm	mm	mm	mm	Kg	Kg
13 12 01	RIS-80	80	35	37	12			100	0,180
13 12 07	RIS-100.12	100	35	37	12			150	0,300
13 12 04	RIS-125/48	125	40	48	15			200	0,460
13 12 05	RIS-150	150	50	57	20			250	0,860
13 12 06	RIS-200	200	50	57	20			300	1,420



RODÍZIOS SÉRIE 120, 125 / CASTORS SERIES 120,125 / ROULETTES SÉRIE 120,125










\* Eixo e anilhas laterais em PTFE / PTFE wheel axel and washers / Axe et anneaux en PTFE

120 F4

										
Código/Code	Ref.	mm	mm	mm	mm	mm	mm	mm	Kg	Kg
24 12 81	*120/RIS-80	80	35		107	31	100x80	80x60xØ9	100	0,680
24 12 86	*120/RIS-100.12	100	35		127	37	100x80	80x60xØ9	150	0,800
24 12 83	120/RIS-125	125	40		156	50	135x109	105x80xØ11	200	1,420
24 12 84	120/RIS-150	150	50		195	45	135x109	105x80xØ11	250	2,120
24 12 85	120/RIS-200	200	50		243	50	135x109	105x80xØ11	300	2,800












125

										
Código/Code	Ref.	mm	mm	mm	mm	mm	mm	mm	Kg	Kg
24 13 81	*125/RIS-80	80	35		107		105x85	80x60xØ9	100	0,480
24 13 86	*125/RIS-100.12	100	35		127		105x85	80x60xØ9	150	0,600
24 13 83	125/RIS-125	125	40		156		138x109	105x80xØ11	200	1,080
24 13 84	125/RIS-150	150	50		195		138x109	105x80xØ11	250	1,860
24 13 85	125/RIS-200	200	50		243		138x109	105x80xØ11	300	2,420















120/F1

										
Código/Code	Ref.	mm	mm	mm	mm	mm	mm	mm	Kg	Kg
24 12 74	*120/RIS-80F1	80	35		107	31	12	100	0,580	
24 12 75	*120/RIS-100.12F1	100	35		127	37	12	150	0,700	















## 118 F4 INOX



Código/Code	Ref.									
		mm	mm		mm	mm	mm	mm	Kg	Kg
27 21 71	*118/RIS-80 F4/1	80	35		107	31	100x80	80x60xØ9	100	0,580
27 21 72	*118/RIS-100 F4/1	100	35		127	37	100x80	80x60xØ9	150	0,780
27 21 73	118/RIS-125 F4/1	125	40		152	41	100x80	80x60xØ9	200	1,000












## 119 INOX



Código/Code	Ref.									
		mm	mm		mm	mm	mm	mm	Kg	Kg
27 22 71	*119/RIS-80/1	80	35		107	105x85	80x60xØ9	100	0,500	
27 22 72	*119/RIS-100/1	100	35		127	105x85	80x60xØ9	150	0,660	
27 22 73	119/RIS-125/1	125	40		152	105x85	80x60xØ9	200	0,880	

## 118 F1 INOX



Código/Code	Ref.									
		mm	mm		mm	mm		Kg	Kg	
27 21 75	*118/RIS-80 F1/1	80	35		107	31	12	100	0,520	
27 21 76	*118/RIS-100 F1/1	100	35		127	37	12	150	0,680	

\* Eixo e anilhas laterais em PTFE / PTFE wheel axel and washers / Axe et anneaux en PTFE